

Job Name:		Engineer:	
Pruchaser:		Architect:	
Unit No.:		Contractor:	
Schedule:		Submitted to:	
Location:		Submitted by:	
Comment:		Date Submitted:	

SUBMITTAL SHEET

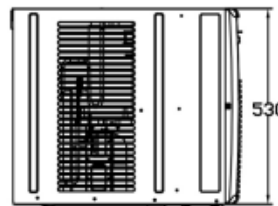
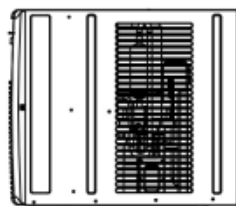
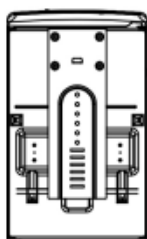

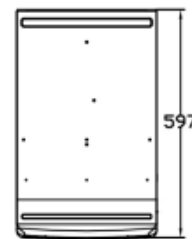
Genuine Comfort AC GCCSE Window AC

Unit Size: 14.6"W x 20.9"H x 23.5"D

FEATURES

- Digital controls
- Remote Control Included
- UL Certified
- Easy-Clean Filter
- 24-Hour Programmable Timer
- R410A Refrigerant
- Genuine Care Warranty: 1 Year Full Replacement

Model: GCCASE



SPECIFICATIONS

Model ID	GCCSE-C10LA0-2		
Power Supply	Voltage (1 Phase, 60Hz)	V	115
	Capacity	Btu/h	10,000
Cooling	Input	W	961
	EER	Btu/h/W	10.4
Heating	Input	A	8.5
	EER	W/W	3.05
Max Input Consumption		W	1,040
Max Current		A	10.45
Indoor Air Flow (Lo/Hi)		m ³ /h	450 / 550
Outdoor Air Flow (Lo/Hi)		m ³ /h	620 / 760
Indoor Noise Level (Lo/Hi)		dB (a)	55 / 59
Outdoor Noise Level (Lo/Hi)		dB (a)	62.5 / 67.5
Operation Temp (Indoor)		°C	17 – 32
Operation Temp (Outdoor)		°C	18 – 43
Dimensions (WxHxD)		inch	14.57 × 20.87 × 23.5
Packing Dimensions (WxHxD)		inch	26.57 × 23.03 × 18.31
Net / Gross Weight		lbs	77 / 89
Refrigerant Type			R410A
Plug Type			LCDI (5-15P)
Design Pressure (In/Out)		psi	300 / 520
Loading Capacity (40HQ)		SET	352

Note: Model numbers are subject to change.